



CROSSFIRE

# Combiner

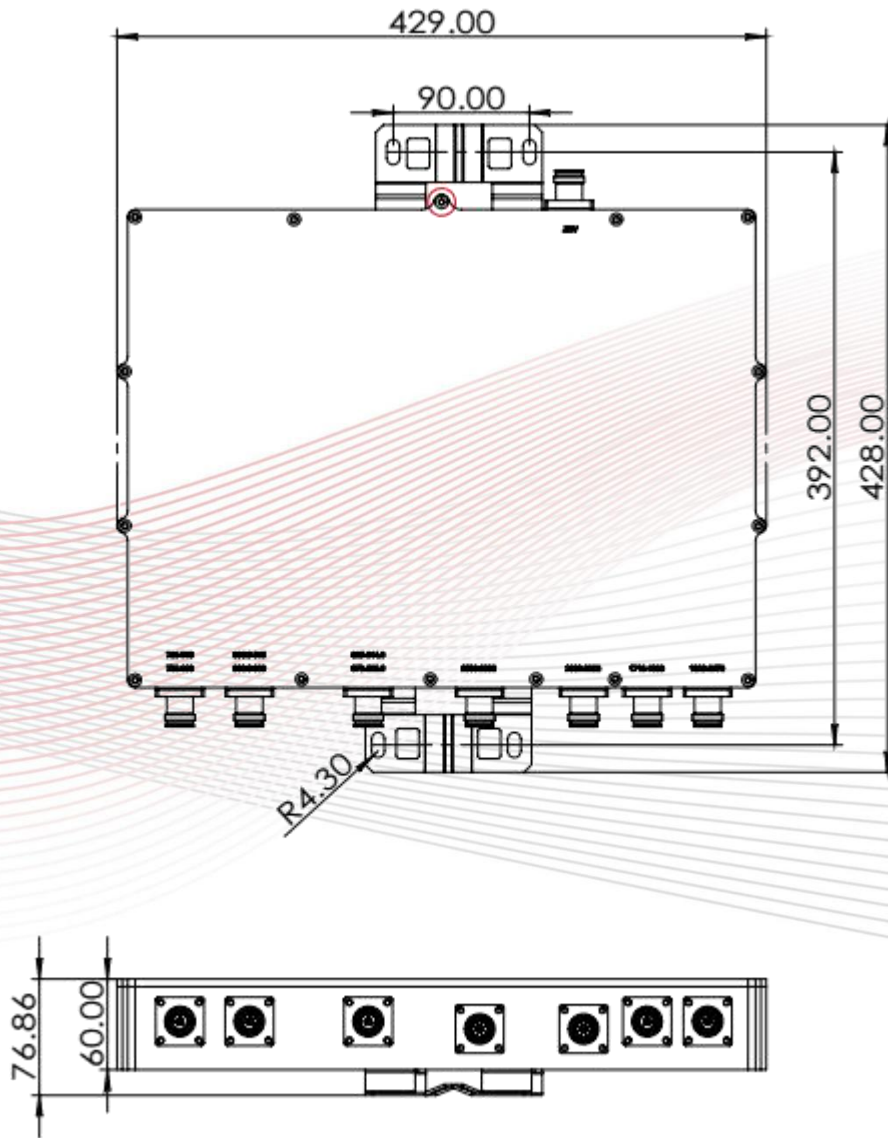
**BTI-CBHP-7IN1OUT-AU**

7 Port High Power Combiner

## Technical Specifications

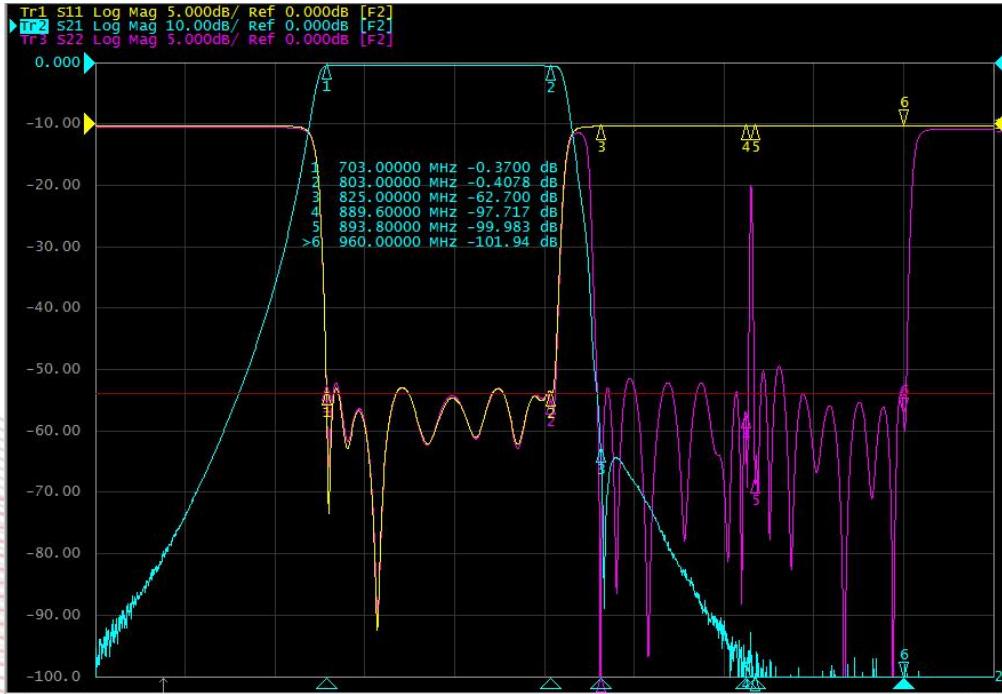
| Electrical      |                         |  |           |
|-----------------|-------------------------|--|-----------|
|                 | Port                    | Frequency (MHz)                                    | Loss (dB) |
| Frequency(Port) | CH1                     | 703-748,758-803                                    | ≤0.8      |
|                 | CH2                     | 825-844.6,870-889.6                                | ≤1.6      |
|                 | CH3                     | 893.8-915,938.8-960                                | ≤1.6      |
|                 | CH4                     | 1710-1880  | ≤0.8      |
|                 | CH5                     | 1920-2170  | ≤0.8      |
|                 | CH6                     | 2302-2393  | ≤1.3      |
|                 | CH7                     | 2500-2690  | ≤0.8      |
| VSWR            | Input ≤1.6; Output ≤1.6 |  |           |
| Rejection (dB)  | CH1                     | ≥50@825-960MHz; ≥50@1710-2690MHz                   |           |
|                 | CH2                     | ≥50@703-803MHz; ≥38@893.8-960MHz; ≥50@1710-2690MHz |           |
|                 | CH3                     | ≥50@703-803MHz; ≥38@825-889.6MHz; ≥50@1710-2690MHz |           |
|                 | CH4                     | ≥50@703-960MHz; ≥50@1920-2170MHz; ≥50@2300-2690MHz |           |
|                 | CH5                     | ≥50@703-960MHz; ≥50@1710-1880MHz; ≥50@2300-2690MHz |           |
|                 | CH6                     | ≥50@703-960MHz; ≥50@1710-2170MHz; ≥50@2500-2690MHz |           |
|                 | CH7                     | ≥18@2170-2295MHz, ≥18@2405-2690MHz                 |           |
| Isolation       | CH2-CH3                 | ≥38  |           |
|                 | Other Ports             | ≥50  |           |
| IMD             | -150dBC                 |  |           |
| Temperature     | -40+85°C                |  |           |
| IP Rating       | IP65                    |  |           |
| Input ports     | 7                       |  |           |
| Output ports    | 1                       |  |           |
| Connector type  | 4.3-10 Female           |  |           |
| Power           | Avg: 200W, Peak:1000W   |  |           |
| Weight          | 12 kg                   |  |           |

Dimension

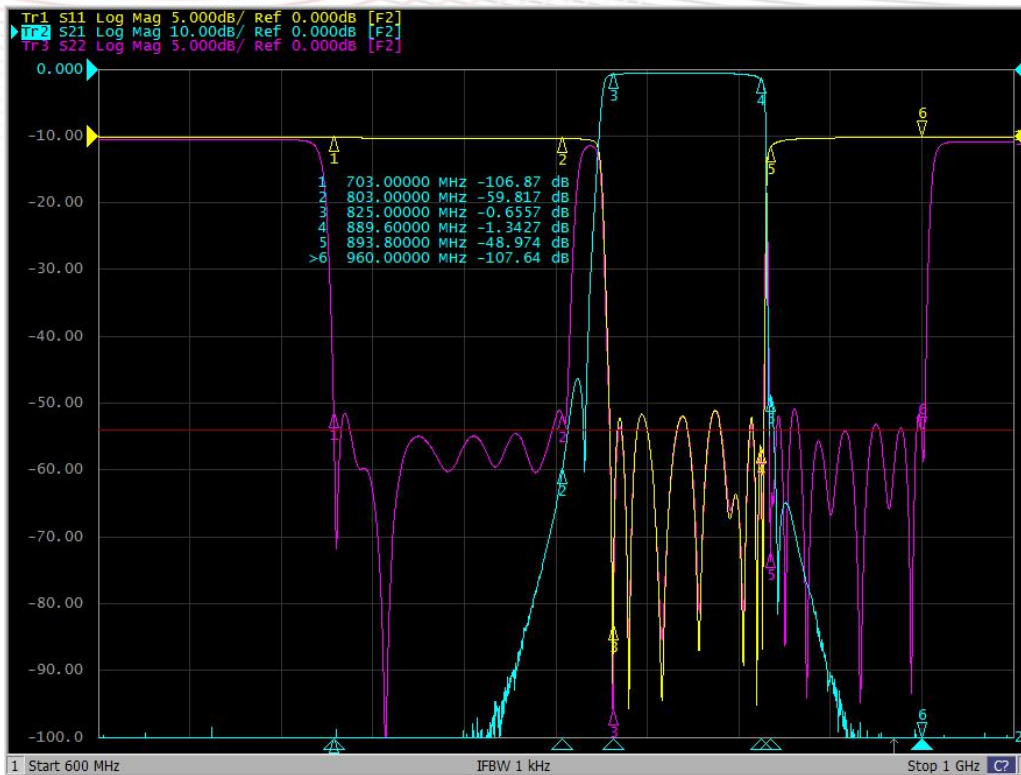


Test results

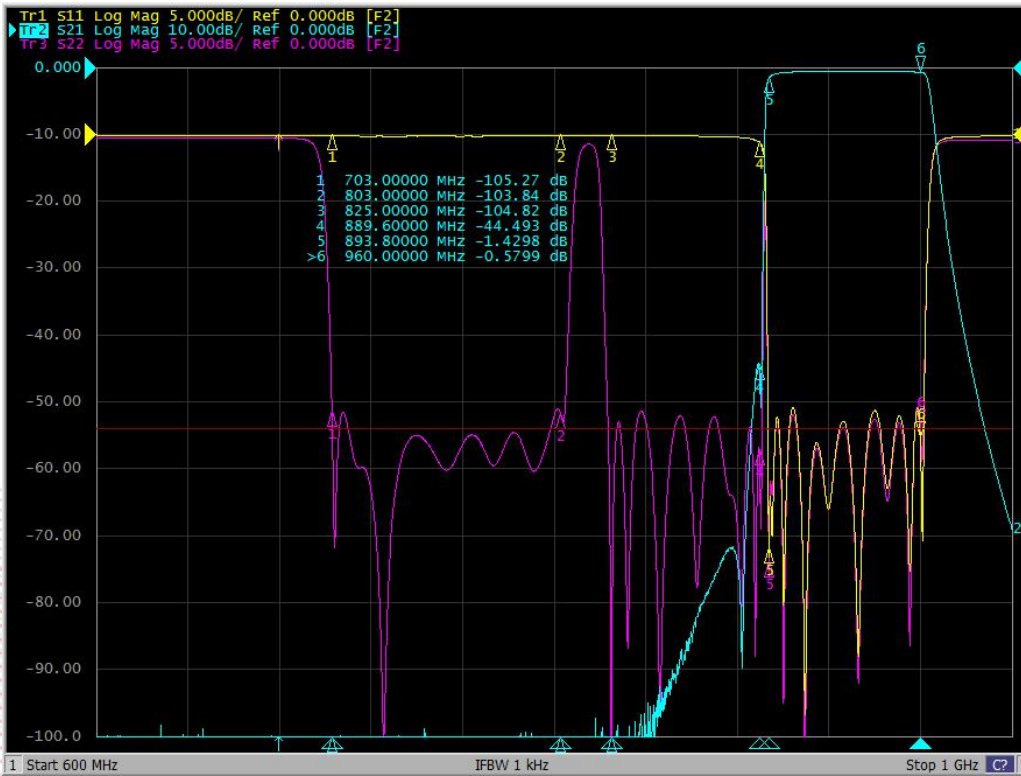
703-748, 758-803



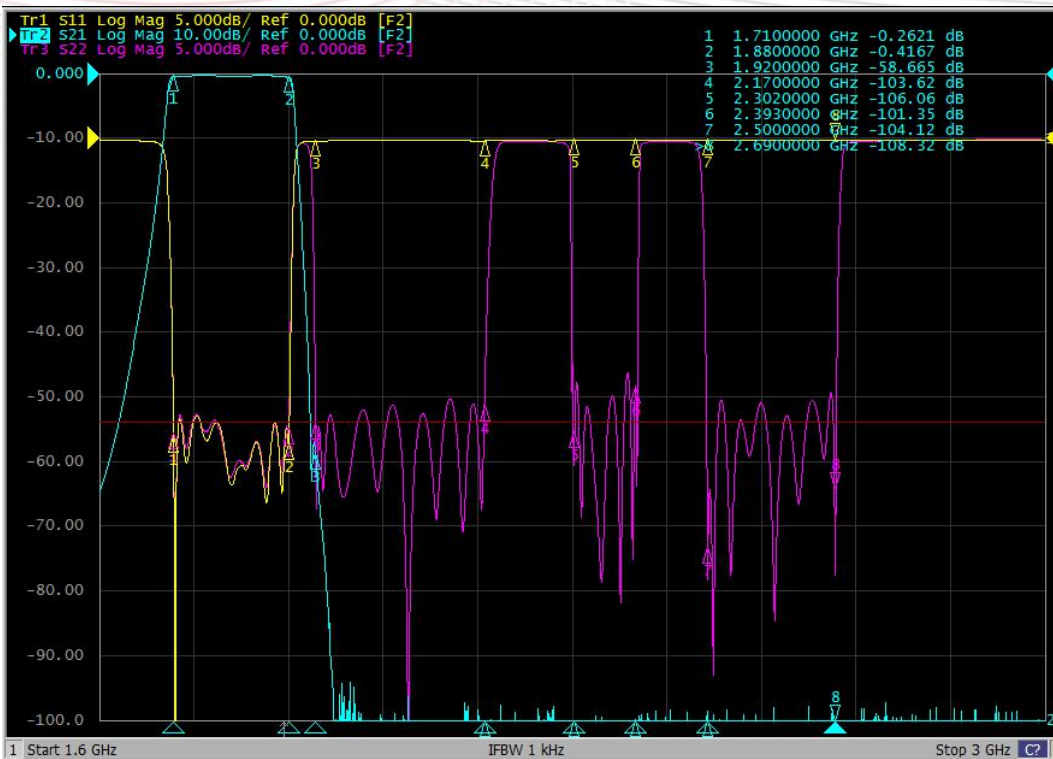
825-844.6, 870-889.6



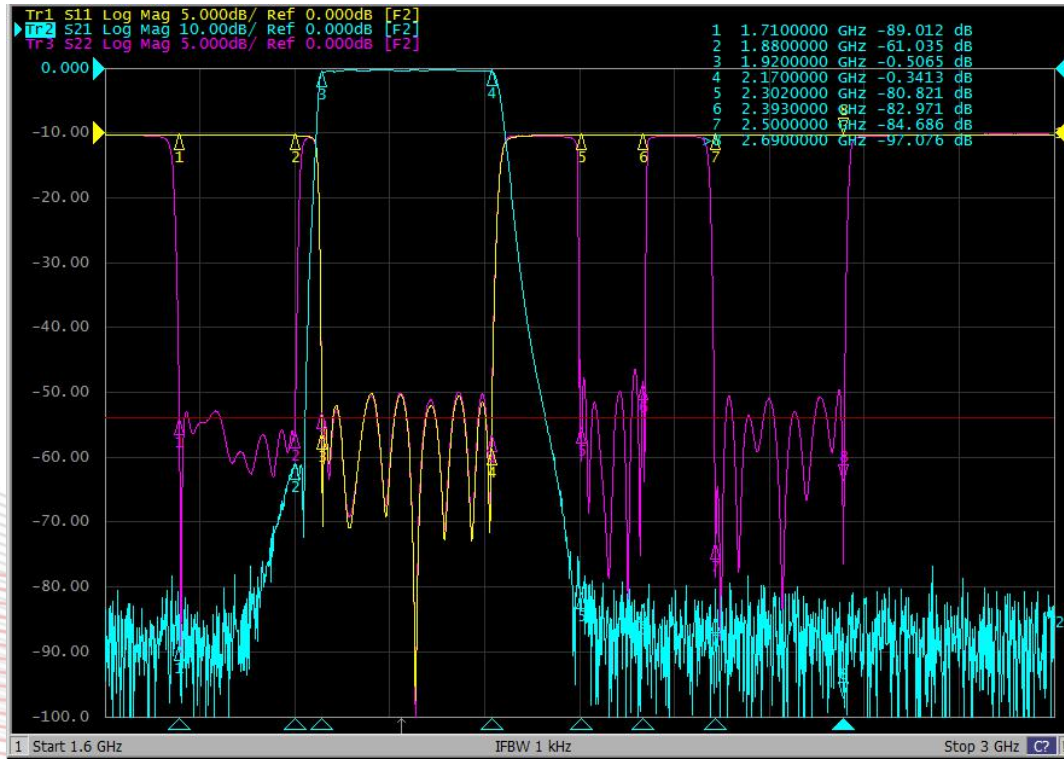
893.8-915, 938.8-960



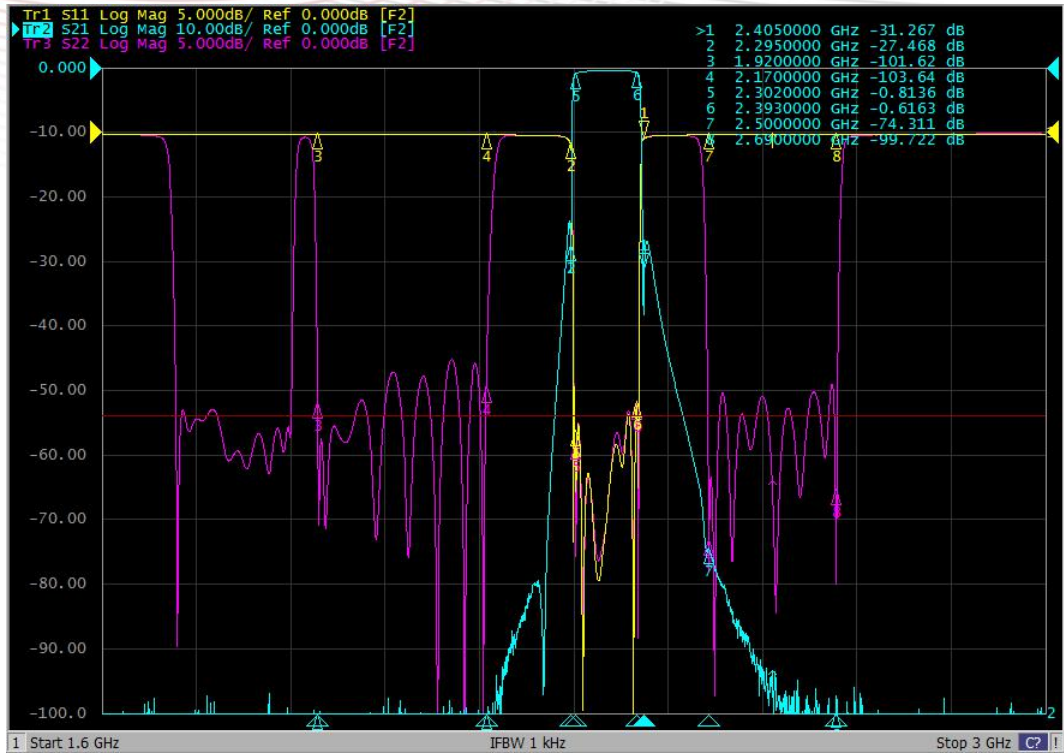
1710-1880



## 1920-2170



## 2302-2393



2500-2690

